




District Health Assessment for Multiple District 101 through January 2025

		Clubs							Membership							Member Strength		Cancellation		Reports			Finance	Leadership			
District Name	Status/ Number of Months in Status *	Active Clubs	Clubs in Status Quo	Total Clubs	% Status Quo Clubs in Financial Suspension	New Clubs	Cancelled Clubs	YTD Net Club Gain/ Loss	Current Members In Active Clubs	Current Members In Status Quo Clubs	Current Total Members Count	YTD Add	YTD Drop	YTD NetGrowth (includes Active and Status Quo)	YTD NetGrowth% (includes Active and Status Quo)	Member Count 12 Months Ago	Average Member Count Per Club	% of Clubs with less than 20 members	Average Cancelled Club Age	Members Lost Due to Cancelled Clubs	% of Clubs Reporting Service	% No MMR in 3 Months	% No Officer Report in 12 months	% of Clubs with balance 90+ days	Number of Zone Chairs Recorded	Number of Region Chairs Recorded	District Officers Vacancies **
101 M	T(24)	59	0	59	0%	0	2	-2	1053	0	1053	55	54	1	0.10%	1,106	18	64%	59	12	7%	47%	2%	2%	8	0	
101 N	T(24)	36	0	36	0%	0	1	-1	758	0	758	43	80	-37	-4.65%	812	21	53%	69	13	8%	56%	6%	0%	11	0	
101 O	T(20)	53	0	53	0%	0	2	-2	1168	0	1168	35	83	-48	-3.95%	1,210	22	47%	68	33	17%	42%	0%	2%	7	0	2nd VDG
101 S		83	0	83	0%	0	0	0	2167	0	2167	131	126	5	0.23%	2,172	26	31%	0	0	5%	34%	0%	0%	8	0	
101 V		70	0	70	0%	0	0	0	1643	0	1643	63	85	-22	-1.32%	1,657	23	46%	0	0	6%	46%	0%	0%	2	0	
		301	0	301	0%	0	5	-5	6789	0	6789	327	428	-101	-1.47%	6,957	23	47%	65	58	8%	43%	1%	1%	36	0	




District Health Assessment for Multiple District 102 through January 2025

District Name	Status/ Number of Months in Status *	Clubs							Membership							Member Strength		Cancellation		Reports			Finance	Leadership			
		Active Clubs	Clubs in Status Quo	Total Clubs	% Status Quo Clubs in Financial Suspension	New Clubs	Cancelled Clubs	YTD Net Club Gain/Loss	Current Members In Active Clubs	Current Members In Status Quo Clubs	Current Total Members Count	YTD Add	YTD Drop	YTD NetGrowth (includes Active and Status Quo)	YTD NetGrowth% (includes Active and Status Quo)	Member Count 12 Months Ago	Average Member Count Per Club	% of Clubs with less than 20 members	Average Cancelled Club Age	Members Lost Due to Cancelled Clubs	% of Clubs Reporting Service	% No MMR in 3 Months	% No Officer Report in 12 months	% of Clubs with balance 90+ days	Number of Zone Chairs Recorded	Number of Region Chairs Recorded	District Officers Vacancies **
102 W		107	0	107	0%	0	1	-1	3923	0	3923	121	141	-20	-0.51%	3,964	37	7%	8	0	50%	0%	0%	3%	13	2	GMT
102 E		95	0	95	0%	0	0	0	3321	0	3321	92	92	0	0.00%	3,317	35	3%	0	0	63%	0%	0%	1%	15	3	
102 C		72	0	72	0%	1	0	1	3032	0	3032	100	96	4	0.13%	3,021	42	0%	0	0	44%	0%	0%	0%	8	2	
		274	0	274	0%	1	1	0	10276	0	10276	313	329	-16	-0.16%	10,302	38	4%	8	0	53%	0%	0%	1%	36	7	




District Health Assessment for Multiple District 103 through January 2025

		Clubs							Membership							Member Strength		Cancellation		Reports			Finance	Leadership			
District Name	Status/ Number of Months in Status *	Active Clubs	Clubs in Status Quo	Total Clubs	% Status Quo Clubs in Financial Suspension	New Clubs	Cancelled Clubs	YTD Net Club Gain/ Loss	Current Members In Active Clubs	Current Members In Status Quo Clubs	Current Total Members Count	YTD Add	YTD Drop	YTD NetGrowth (includes Active and Status Quo)	YTD NetGrowth% (includes Active and Status Quo)	Member Count 12 Months Ago	Average Member Count Per Club	% of Clubs with less than 20 members	Average Cancelled Club Age	Members Lost Due to Cancelled Clubs	% of Clubs Reporting Service	% No MMR in 3 Months	% No Officer Report in 12 months	% of Clubs with balance 90+ days	Number of Zone Chairs Recorded	Number of Region Chairs Recorded	District Officers Vacancies **
103 N		103	0	103	0%	1	0	1	2040	0	2040	129	100	29	1.44%	1,984	20	50%	0	0	20%	2%	0%	23%	16	0	
103NIE		72	0	72	0%	0	0	0	1456	0	1456	57	69	-12	-0.82%	1,472	20	50%	0	0	26%	0%	0%	18%	11	0	
103 E		118	0	118	0%	1	0	1	2286	0	2286	122	132	-10	-0.44%	2,267	19	55%	0	0	36%	3%	0%	12%	18	0	
103 C		71	0	71	0%	0	1	-1	1363	0	1363	60	53	7	0.52%	1,374	19	58%	46	0	34%	6%	1%	8%	11	0	
103CC	T(13)	66	0	66	0%	0	1	-1	1239	0	1239	75	92	-17	-1.35%	1,210	19	67%	62	0	36%	0%	3%	2%	12	0	
103CE		61	0	61	0%	0	1	-1	1264	0	1264	42	79	-37	-2.84%	1,325	21	49%	68	0	31%	8%	0%	8%	9	3	
103CS		87	0	87	0%	1	1	0	2045	0	2045	128	110	18	0.89%	2,026	24	39%	6	0	34%	3%	0%	0%	17	0	
103CW		76	0	76	0%	1	0	1	1487	0	1487	112	85	27	1.85%	1,471	20	58%	0	0	47%	3%	1%	26%	12	0	
103SE	T(2)	62	0	62	0%	0	6	-6	1247	0	1247	71	77	-6	-0.48%	1,324	20	55%	15	0	34%	0%	0%	0%	12	0	
103 S		110	0	110	0%	0	1	-1	2125	0	2125	145	112	33	1.58%	2,091	19	53%	7	0	34%	4%	0%	0%	14	0	
103SW		83	0	83	0%	0	1	-1	1516	0	1516	74	106	-32	-2.07%	1,547	18	65%	10	0	39%	2%	1%	2%	13	0	
103 W		76	0	76	0%	0	1	-1	1515	0	1515	61	95	-34	-2.19%	1,524	20	53%	24	0	24%	4%	0%	25%	10	0	
103IE	T(24)	50	0	50	0%	0	2	-2	850	0	850	56	61	-5	-0.58%	835	17	62%	30	1	38%	4%	6%	2%	5	0	
103IP	T(24)	39	0	39	0%	0	1	-1	548	0	548	26	47	-21	-3.69%	629	14	74%	1	0	28%	10%	3%	5%	4	0	
103IW		80	0	80	0%	1	1	0	1304	0	1304	72	104	-32	-2.40%	1,325	16	69%	69	0	26%	0%	0%	0%	10	0	
		1154	0	1154	0%	5	17	-12	22285	0	22285	1230	1322	-92	-0.41%	22,404	19	56%	26	1	32%	3%	1%	9%	174	3	




District Health Assessment for Multiple District 103 through January 2025

		Clubs							Membership							Member Strength		Cancellation		Reports			Finance	Leadership			
District Name	Status/ Number of Months in Status *	Active Clubs	Clubs in Status Quo	Total Clubs	% Status Quo Clubs in Financial Suspension	New Clubs	Cancelled Clubs	YTD Net Club Gain/Loss	Current Members In Active Clubs	Current Members In Status Quo Clubs	Current Total Members Count	YTD Add	YTD Drop	YTD NetGrowth (includes Active and Status Quo)	YTD NetGrowth% (includes Active and Status Quo)	Member Count 12 Months Ago	Average Member Count Per Club	% of Clubs with less than 20 members	Average Cancelled Club Age	Members Lost Due to Cancelled Clubs	% of Clubs Reporting Service	% No MMR in 3 Months	% No Officer Report in 12 months	% of Clubs with balance 90+ days	Number of Zone Chairs Recorded	Number of Region Chairs Recorded	District Officers Vacancies **
104 A	T(24)	50	0	50	0%	0	2	-2	1023	0	1023	57	85	-28	-2.66%	1,092	20	50%	52	10	34%	28%	4%	2%	5	0	
104 B		64	0	64	0%	0	0	0	1563	0	1563	66	73	-7	-0.45%	1,573	24	38%	0	0	75%	34%	0%	2%	11	0	
104 C		63	0	63	0%	0	4	-4	1372	0	1372	52	103	-51	-3.58%	1,404	22	43%	50	35	37%	41%	3%	0%	9	0	
104 D		73	0	73	0%	0	1	-1	1596	0	1596	69	125	-56	-3.39%	1,652	22	44%	66	23	60%	21%	0%	5%	9	0	
104 E		77	0	77	0%	0	0	0	1815	0	1815	69	144	-75	-3.97%	1,882	24	38%	0	0	34%	25%	0%	5%	9	0	GMT
		327	0	327	0%	0	7	-7	7369	0	7369	313	530	-217	-2.86%	7,603	23	42%	53	68	48%	29%	1%	3%	43	0	




District Health Assessment for Multiple District 105 through January 2025

		Clubs							Membership							Member Strength		Cancellation		Reports			Finance	Leadership			
District Name	Status/ Number of Months in Status *	Active Clubs	Clubs in Status Quo	Total Clubs	% Status Quo Clubs in Financial Suspension	New Clubs	Cancelled Clubs	YTD Net Club Gain/ Loss	Current Members In Active Clubs	Current Members In Status Quo Clubs	Current Total Members Count	YTD Add	YTD Drop	YTD NetGrowth (includes Active and Status Quo)	YTD NetGrowth% (includes Active and Status Quo)	Member Count 12 Months Ago	Average Member Count Per Club	% of Clubs with less than 20 members	Average Cancelled Club Age	Members Lost Due to Cancelled Clubs	% of Clubs Reporting Service	% No MMR in 3 Months	% No Officer Report in 12 months	% of Clubs with balance 90+ days	Number of Zone Chairs Recorded	Number of Region Chairs Recorded	District Officers Vacancies **
105 A		67	0	67	0%	1	0	1	1255	0	1255	138	90	48	3.98%	1,264	19	58%	0	0	78%	36%	0%	7%	11	0	
105CE		81	0	81	0%	0	0	0	1369	0	1369	63	86	-23	-1.65%	1,446	17	65%	0	0	48%	49%	0%	2%	15	6	
105CN	T(24)	77	0	77	0%	0	2	-2	1042	0	1042	63	74	-11	-1.04%	1,093	14	79%	54	8	36%	51%	8%	0%	18	0	1st VDG,2nd VDG
105CW		90	0	90	0%	3	6	-3	1646	0	1646	257	194	63	3.98%	1,527	18	61%	46	28	87%	42%	0%	4%	16	4	
105 N	T(24)	65	0	65	0%	0	4	-4	950	0	950	56	79	-23	-2.36%	1,035	15	77%	41	8	54%	40%	0%	0%	10	0	
105SC	T(24)	51	0	51	0%	0	2	-2	978	0	978	76	97	-21	-2.10%	1,034	19	59%	44	1	63%	18%	0%	0%	7	0	
105SE	T(24)	50	0	50	0%	0	0	0	1045	0	1045	34	72	-38	-3.51%	1,094	21	54%	0	0	28%	46%	2%	0%	7	2	
105SW	T(24)	52	0	52	0%	0	0	0	910	0	910	77	71	6	0.66%	940	18	62%	0	0	56%	27%	0%	0%	9	0	
		533	0	533	0%	4	14	-10	9195	0	9195	764	763	1	0.01%	9,433	17	65%	45	45	58%	40%	1%	2%	93	12	




District Health Assessment for Multiple District 106 through January 2025

		Clubs							Membership							Member Strength		Cancellation		Reports			Finance	Leadership			
District Name	Status/ Number of Months in Status *	Active Clubs	Clubs in Status Quo	Total Clubs	% Status Quo Clubs in Financial Suspension	New Clubs	Cancelled Clubs	YTD Net Club Gain/Loss	Current Members In Active Clubs	Current Members In Status Quo Clubs	Current Total Members Count	YTD Add	YTD Drop	YTD NetGrowth (includes Active and Status Quo)	YTD NetGrowth% (includes Active and Status Quo)	Member Count 12 Months Ago	Average Member Count Per Club	% of Clubs with less than 20 members	Average Cancelled Club Age	Members Lost Due to Cancelled Clubs	% of Clubs Reporting Service	% No MMR in 3 Months	% No Officer Report in 12 months	% of Clubs with balance 90+ days	Number of Zone Chairs Recorded	Number of Region Chairs Recorded	District Officers Vacancies **
106 A	T(24)	80	0	80	0%	0	0	0	1123	0	1123	50	78	-28	-2.43%	1,173	14	83%	0	0	4%	48%	0%	0%	14	0	
106 B		108	0	108	0%	0	0	0	2387	0	2387	109	114	-5	-0.21%	2,369	22	38%	0	0	11%	30%	0%	0%	12	0	
106 C	T(23)	68	0	68	0%	0	0	0	1184	0	1184	49	68	-19	-1.58%	1,214	17	57%	0	0	10%	26%	0%	0%	4	1	
		256	0	256	0%	0	0	0	4694	0	4694	208	260	-52	-1.10%	4,756	18	57%	0	0	9%	34%	0%	0%	30	1	




District Health Assessment for Multiple District 107 through January 2025

		Clubs							Membership							Member Strength		Cancellation		Reports			Finance		Leadership		
District Name	Status/ Number of Months in Status *	Active Clubs	Clubs in Status Quo	Total Clubs	% Status Quo Clubs in Financial Suspension	New Clubs	Cancelled Clubs	YTD Net Club Gain/Loss	Current Members In Active Clubs	Current Members In Status Quo Clubs	Current Total Members Count	YTD Add	YTD Drop	YTD NetGrowth (includes Active and Status Quo)	YTD NetGrowth% (includes Active and Status Quo)	Member Count 12 Months Ago	Average Member Count Per Club	% of Clubs with less than 20 members	Average Cancelled Club Age	Members Lost Due to Cancelled Clubs	% of Clubs Reporting Service	% No MMR in 3 Months	% No Officer Report in 12 months	% of Clubs with balance 90+ days	Number of Zone Chairs Recorded	Number of Region Chairs Recorded	District Officers Vacancies **
107 A		76	0	76	0%	1	2	-1	1781	0	1781	81	90	-9	-0.50%	1,838	23	36%	39	0	51%	45%	1%	1%	14	4	
107 B	T(24)	41	0	41	0%	0	0	0	797	0	797	30	29	1	0.13%	816	19	54%	0	0	59%	41%	0%	0%	8	3	
107 C		74	0	74	0%	0	1	-1	1760	0	1760	72	54	18	1.03%	1,812	24	30%	64	0	49%	35%	0%	0%	11	0	
107 D	T(9)	50	0	50	0%	0	2	-2	1178	0	1178	50	55	-5	-0.42%	1,210	24	36%	18	0	62%	40%	0%	0%	9	0	
107 E		67	0	67	0%	0	1	-1	1403	0	1403	30	41	-11	-0.78%	1,425	21	46%	19	0	67%	42%	0%	0%	11	0	
107 F		55	0	55	0%	0	0	0	1289	0	1289	27	46	-19	-1.45%	1,316	23	29%	0	0	51%	44%	0%	0%	9	4	
107 G	T(24)	47	0	47	0%	0	4	-4	926	0	926	27	37	-10	-1.07%	999	20	51%	50	11	62%	64%	0%	2%	0	0	2nd VDG
107 H	T(24)	39	0	39	0%	0	2	-2	962	0	962	48	42	6	0.63%	980	25	23%	47	12	100%	33%	0%	3%	8	0	
107 I	T(24)	44	0	44	0%	0	1	-1	835	0	835	28	31	-3	-0.36%	865	19	59%	52	0	61%	36%	0%	0%	8	3	
107 K	T(24)	38	0	38	0%	0	0	0	886	0	886	29	55	-26	-2.85%	898	23	32%	0	0	74%	50%	3%	0%	7	4	
107 L	T(24)	34	0	34	0%	0	0	0	792	0	792	24	26	-2	-0.25%	786	23	38%	0	0	85%	47%	0%	0%	8	4	
107 M		55	0	55	0%	0	0	0	1252	0	1252	34	61	-27	-2.11%	1,292	23	35%	0	0	75%	49%	0%	0%	11	4	
107 N		66	0	66	0%	0	0	0	1336	0	1336	38	43	-5	-0.37%	1,372	20	55%	0	0	62%	48%	0%	0%	12	0	
107 O	T(24)	50	0	50	0%	0	0	0	886	0	886	26	28	-2	-0.23%	913	18	58%	0	0	48%	52%	4%	2%	8	0	
		736	0	736	0%	1	13	-12	16083	0	16083	544	638	-94	-0.58%	16,522	22	41%	42	23	63%	45%	1%	1%	124	26	



District Health Assessment for Multiple District 107 through January 2025

		Clubs							Membership							Member Strength		Cancellation		Reports			Finance	Leadership			
District Name	Status/ Number of Months in Status *	Active Clubs	Clubs in Status Quo	Total Clubs	% Status Quo Clubs in Financial Suspension	New Clubs	Cancelled Clubs	YTD Net Club Gain/Loss	Current Members In Active Clubs	Current Members In Status Quo Clubs	Current Total Members Count	YTD Add	YTD Drop	YTD NetGrowth (includes Active and Status Quo)	YTD NetGrowth% (includes Active and Status Quo)	Member Count 12 Months Ago	Average Member Count Per Club	% of Clubs with less than 20 members	Average Cancelled Club Age	Members Lost Due to Cancelled Clubs	% of Clubs Reporting Service	% No MMR in 3 Months	% No Officer Report in 12 months	% of Clubs with balance 90+ days	Number of Zone Chairs Recorded	Number of Region Chairs Recorded	District Officers Vacancies **
108IA1		73	0	73	0%	0	0	0	2104	0	2104	102	54	48	2.33%	2,049	29	34%	0	0	79%	47%	0%	5%	13	4	
108IA2		68	0	68	0%	0	2	-2	1864	0	1864	81	75	6	0.32%	1,848	27	32%	24	0	69%	35%	7%	0%	0	0	
108IA3		64	0	64	0%	0	0	0	1978	0	1978	60	72	-12	-0.60%	1,952	31	17%	0	0	98%	44%	0%	5%	11	0	
108IB1		98	1	99	100%	2	0	2	2462	42	2504	240	198	42	1.71%	2,528	25	31%	0	0	89%	42%	0%	3%	12	13	
108IB2		59	0	59	0%	0	0	0	1415	0	1415	62	84	-22	-1.53%	1,407	24	42%	0	0	59%	53%	0%	3%	10	0	
108IB3		74	0	74	0%	0	0	0	1681	0	1681	68	52	16	0.96%	1,683	23	46%	0	0	95%	53%	0%	3%	13	0	
108IB4	T(24)	49	0	49	0%	2	0	2	1154	0	1154	129	55	74	6.85%	1,082	24	39%	0	0	76%	41%	4%	10%	8	0	
108TA1		55	0	55	0%	0	0	0	1913	0	1913	94	58	36	1.92%	1,879	35	4%	0	0	82%	38%	0%	2%	8	0	
108TA2		52	0	52	0%	0	0	0	1454	0	1454	48	50	-2	-0.14%	1,415	28	27%	0	0	92%	38%	0%	4%	9	3	
108TA3		54	0	54	0%	1	1	0	1438	0	1438	98	51	47	3.38%	1,446	27	30%	37	0	83%	41%	0%	7%	18	10	
108TB		83	0	83	0%	0	1	-1	2326	0	2326	114	128	-14	-0.60%	2,328	28	27%	42	1	81%	33%	1%	1%	26	0	
108 A		91	1	92	100%	0	0	0	3294	25	3319	154	138	16	0.48%	3,193	36	11%	0	0	86%	15%	0%	14%	14	7	
108AB		96	0	96	0%	0	2	-2	2760	0	2760	143	194	-51	-1.81%	2,738	29	24%	13	24	98%	41%	0%	3%	19	6	
108 L		130	0	130	0%	0	1	-1	3280	0	3280	210	167	43	1.33%	3,272	25	36%	30	25	95%	36%	0%	6%	26	9	
108 LA		92	0	92	0%	2	1	1	3008	0	3008	185	162	23	0.77%	2,953	33	15%	52	20	75%	28%	0%	10%	14	7	
108 YA		139	0	139	0%	1	1	0	3533	0	3533	374	321	53	1.52%	3,539	25	40%	20	11	89%	41%	0%	27%	28	11	




District Health Assessment for Multiple District 108 through January 2025

Status/ District Name of Months in Status *		Clubs							Membership							Member Strength		Cancellation		Reports			Finance	Leadership			
		Active Clubs	Clubs in Status Quo	Total Clubs	% Status Quo Clubs in Financial Suspension	New Clubs	Cancelled Clubs	YTD Net Club Gain/ Loss	Current Members In Active Clubs	Current Members In Status Quo Clubs	Current Total Members Count	YTD Add	YTD Drop	YTD NetGrowth (includes Active and Status Quo)	YTD NetGrowth% (includes Active and Status Quo)	Member Count 12 Months Ago	Average Member Count Per Club	% of Clubs with less than 20 members	Average Cancelled Club Age	Members Lost Due to Cancelled Clubs	% of Clubs Reporting Service	% No MMR in 3 Months	% No Officer Report in 12 months	% of Clubs with balance 90+ days	Number of Zone Chairs Recorded	Number of Region Chairs Recorded	District Officers Vacancies **
108 YB		119	1	120	100%	3	1	2	3952	15	3967	400	263	137	3.58%	3,771	33	21%	53	11	95%	23%	0%	15%	29	10	
		1396	3	1399	100%	11	10	1	39616	82	39698	2562	2122	440	1.12%	39,083	28	28%	31	92	86%	37%	1%	8%	258	80	




District Health Assessment for Multiple District 109 through January 2025

		Clubs							Membership							Member Strength		Cancellation		Reports			Finance	Leadership			
District Name	Status/ Number of Months in Status *	Active Clubs	Clubs in Status Quo	Total Clubs	% Status Quo Clubs in Financial Suspension	New Clubs	Cancelled Clubs	YTD Net Club Gain/Loss	Current Members In Active Clubs	Current Members In Status Quo Clubs	Current Total Members Count	YTD Add	YTD Drop	YTD NetGrowth (includes Active and Status Quo)	YTD NetGrowth% (includes Active and Status Quo)	Member Count 12 Months Ago	Average Member Count Per Club	% of Clubs with less than 20 members	Average Cancelled Club Age	Members Lost Due to Cancelled Clubs	% of Clubs Reporting Service	% No MMR in 3 Months	% No Officer Report in 12 months	% of Clubs with balance 90+ days	Number of Zone Chairs Recorded	Number of Region Chairs Recorded	District Officers Vacancies **
109 A	T(22)	44	0	44	0%	0	4	-4	1057	0	1057	55	62	-7	-0.66%	1,086	24	43%	52	10	41%	27%	2%	34%	4	0	
109 B	T(24)	29	0	29	0%	0	0	0	652	0	652	12	25	-13	-1.95%	681	22	34%	0	0	52%	52%	7%	24%	2	0	2nd VDG,GLT
		73	0	73	0%	0	4	-4	1709	0	1709	67	87	-20	-1.16%	1,767	23	40%	52	10	45%	37%	4%	30%	6	0	



District Health Assessment for Multiple District 110 through January 2025

		Clubs							Membership							Member Strength		Cancellation		Reports			Finance	Leadership			
District Name	Status/ Number of Months in Status *	Active Clubs	Clubs in Status Quo	Total Clubs	% Status Quo Clubs in Financial Suspension	New Clubs	Cancelled Clubs	YTD Net Club Gain/Loss	Current Members In Active Clubs	Current Members In Status Quo Clubs	Current Total Members Count	YTD Add	YTD Drop	YTD NetGrowth (includes Active and Status Quo)	YTD NetGrowth% (includes Active and Status Quo)	Member Count 12 Months Ago	Average Member Count Per Club	% of Clubs with less than 20 members	Average Cancelled Club Age	Members Lost Due to Cancelled Clubs	% of Clubs Reporting Service	% No MMR in 3 Months	% No Officer Report in 12 months	% of Clubs with balance 90+ days	Number of Zone Chairs Recorded	Number of Region Chairs Recorded	District Officers Vacancies **
110AN	T(21)	58	0	58	0%	0	0	0	1218	0	1218	68	69	-1	-0.08%	1,243	21	50%	0	0	2%	21%	0%	16%	0	0	GST
110AZ		71	0	71	0%	0	0	0	1806	0	1806	72	99	-27	-1.47%	1,824	25	24%	0	0	1%	14%	0%	18%	0	0	GLT,GMT,GST
110BN		69	0	69	0%	0	1	-1	1585	0	1585	48	72	-24	-1.49%	1,623	23	29%	30	0	1%	20%	7%	17%	0	0	GLT,GMT,GST
110BZ		71	0	71	0%	0	1	-1	1741	0	1741	50	66	-16	-0.91%	1,795	25	31%	9	0	4%	17%	1%	10%	0	0	1st VDG,GLT,GMT,GST
110CO		79	0	79	0%	0	0	0	1766	0	1766	67	66	1	0.06%	1,768	22	42%	0	0	4%	20%	1%	19%	0	0	GLT,GST
110CW		69	0	69	0%	0	0	0	1588	0	1588	61	77	-16	-1.00%	1,649	23	30%	0	0	3%	19%	3%	19%	0	0	GLT,GMT,GST
		417	0	417	0%	0	2	-2	9704	0	9704	366	449	-83	-0.85%	9,902	23	34%	19	0	3%	18%	2%	17%	0	0	



District Health Assessment for Multiple District 111 through January 2025

District Name	Status/ Number of Months in Status *	Clubs							Membership							Member Strength		Cancellation		Reports			Finance		Leadership		
		Active Clubs	Clubs in Status Quo	Total Clubs	% Status Quo Clubs in Financial Suspension	New Clubs	Cancelled Clubs	YTD Net Club Gain/Loss	Current Members In Active Clubs	Current Members In Status Quo Clubs	Current Total Members Count	YTD Add	YTD Drop	YTD NetGrowth (includes Active and Status Quo)	YTD NetGrowth% (includes Active and Status Quo)	Member Count 12 Months Ago	Average Member Count Per Club	% of Clubs with less than 20 members	Average Cancelled Club Age	Members Lost Due to Cancelled Clubs	% of Clubs Reporting Service	% No MMR in 3 Months	% No Officer Report in 12 months	% of Clubs with balance 90+ days	Number of Zone Chairs Recorded	Number of Region Chairs Recorded	District Officers Vacancies **
111BN		67	0	67	0%	1	0	1	2376	0	2376	94	60	34	1.45%	2,345	35	6%	0	0	0%	16%	0%	16%	0	0	
111BO		43	0	43	0%	0	0	0	1682	0	1682	40	47	-7	-0.41%	1,689	39	2%	0	0	2%	7%	0%	5%	0	0	
111MN		134	0	134	0%	0	1	-1	4217	0	4217	89	110	-21	-0.50%	4,207	31	13%	25	10	0%	31%	0%	10%	0	0	
111MS		115	1	116	100%	1	0	1	4023	13	4036	127	100	27	0.67%	4,021	35	4%	0	0	0%	25%	0%	18%	0	0	
111NB		60	0	60	0%	0	0	0	1966	0	1966	48	63	-15	-0.76%	1,989	33	7%	0	0	0%	22%	0%	25%	0	0	
111NW		77	0	77	0%	0	0	0	2486	0	2486	57	44	13	0.53%	2,444	32	6%	0	0	0%	23%	0%	18%	0	0	
111 N		108	0	108	0%	0	0	0	3450	0	3450	72	70	2	0.06%	3,457	32	11%	0	0	0%	25%	0%	12%	0	0	
111RN		71	1	72	100%	0	1	-1	2357	20	2377	61	63	-2	-0.08%	2,367	33	11%	12	1	0%	25%	0%	18%	0	0	
111RS		84	0	84	0%	0	0	0	2526	0	2526	67	60	7	0.28%	2,510	30	14%	0	0	0%	24%	0%	20%	0	0	
111WL		107	0	107	0%	1	0	1	3761	0	3761	82	70	12	0.32%	3,741	35	5%	0	0	0%	27%	0%	14%	0	0	
111WR		89	0	89	0%	0	0	0	3243	0	3243	74	53	21	0.65%	3,204	36	3%	0	0	1%	25%	0%	21%	0	0	
111BS		108	0	108	0%	0	0	0	3572	0	3572	93	91	2	0.06%	3,537	33	9%	0	0	0%	23%	0%	7%	0	0	2nd VDG
111NH		93	0	93	0%	0	0	0	3063	0	3063	89	72	17	0.56%	3,045	33	10%	0	0	0%	12%	0%	29%	0	0	
111SW		44	0	44	0%	0	0	0	1592	0	1592	42	41	1	0.06%	1,557	36	2%	0	0	0%	2%	0%	16%	0	0	GMT
111SM		96	0	96	0%	0	0	0	3538	0	3538	80	76	4	0.11%	3,526	37	9%	0	0	0%	14%	0%	13%	0	0	
111SN		62	0	62	0%	0	0	0	2039	0	2039	65	34	31	1.54%	1,969	33	10%	0	0	0%	16%	0%	11%	0	0	2nd VDG




District Health Assessment for Multiple District 111 through January 2025

District Name	Status/ Number of Months in Status *	Clubs							Membership							Member Strength		Cancellation		Reports			Finance		Leadership		
		Active Clubs	Clubs in Status Quo	Total Clubs	% Status Quo Clubs in Financial Suspension	New Clubs	Cancelled Clubs	YTD Net Club Gain/Loss	Current Members In Active Clubs	Current Members In Status Quo Clubs	Current Total Members Count	YTD Add	YTD Drop	YTD NetGrowth (includes Active and Status Quo)	YTD NetGrowth% (includes Active and Status Quo)	Member Count 12 Months Ago	Average Member Count Per Club	% of Clubs with less than 20 members	Average Cancelled Club Age	Members Lost Due to Cancelled Clubs	% of Clubs Reporting Service	% No MMR in 3 Months	% No Officer Report in 12 months	% of Clubs with balance 90+ days	Number of Zone Chairs Recorded	Number of Region Chairs Recorded	District Officers Vacancies **
111ON		81	0	81	0%	0	2	-2	1984	0	1984	72	55	17	0.86%	2,026	24	25%	30	5	0%	21%	0%	16%	0	0	
111OS		73	0	73	0%	0	0	0	1643	0	1643	35	51	-16	-0.96%	1,665	23	36%	0	0	0%	41%	0%	11%	0	0	
111OM		69	0	69	0%	0	0	0	1858	0	1858	58	61	-3	-0.16%	1,838	27	14%	0	0	0%	29%	0%	16%	0	0	GST
		1581	2	1583	100%	3	4	-1	51376	33	51409	1345	1221	124	0.24%	51,137	33	11%	24	16	0%	23%	0%	16%	0	0	



District Health Assessment for Multiple District 112 through January 2025

		Clubs							Membership							Member Strength		Cancellation		Reports			Finance	Leadership			
District Name	Status/ Number of Months in Status *	Active Clubs	Clubs in Status Quo	Total Clubs	% Status Quo Clubs in Financial Suspension	New Clubs	Cancelled Clubs	YTD Net Club Gain/Loss	Current Members In Active Clubs	Current Members In Status Quo Clubs	Current Total Members Count	YTD Add	YTD Drop	YTD NetGrowth (includes Active and Status Quo)	YTD NetGrowth% (includes Active and Status Quo)	Member Count 12 Months Ago	Average Member Count Per Club	% of Clubs with less than 20 members	Average Cancelled Club Age	Members Lost Due to Cancelled Clubs	% of Clubs Reporting Service	% No MMR in 3 Months	% No Officer Report in 12 months	% of Clubs with balance 90+ days	Number of Zone Chairs Recorded	Number of Region Chairs Recorded	District Officers Vacancies **
112 A		55	0	55	0%	0	0	0	1962	0	1962	50	67	-17	-0.86%	1,972	36	5%	0	0	25%	0%	0%	2%	0	0	
112 B		63	0	63	0%	0	1	-1	1828	0	1828	65	78	-13	-0.71%	1,849	29	25%	38	12	22%	0%	0%	0%	9	3	GST
112 C	T(24)	49	0	49	0%	0	3	-3	828	0	828	47	78	-31	-3.61%	891	17	67%	30	16	8%	0%	0%	0%	0	0	
112 D		93	0	93	0%	0	1	-1	2158	0	2158	75	93	-18	-0.83%	2,201	23	42%	46	0	9%	0%	0%	0%	0	0	
		260	0	260	0%	0	5	-5	6776	0	6776	237	316	-79	-1.15%	6,913	26	35%	35	28	15%	0%	0%	0%	9	3	




District Health Assessment for Multiple District 114 through January 2025

District Name	Status/ Number of Months in Status *	Clubs							Membership							Member Strength		Cancellation		Reports			Finance	Leadership			
		Active Clubs	Clubs in Status Quo	Total Clubs	% Status Quo Clubs in Financial Suspension	New Clubs	Cancelled Clubs	YTD Net Club Gain/Loss	Current Members In Active Clubs	Current Members In Status Quo Clubs	Current Total Members Count	YTD Add	YTD Drop	YTD NetGrowth (includes Active and Status Quo)	YTD NetGrowth% (includes Active and Status Quo)	Member Count 12 Months Ago	Average Member Count Per Club	% of Clubs with less than 20 members	Average Cancelled Club Age	Members Lost Due to Cancelled Clubs	% of Clubs Reporting Service	% No MMR in 3 Months	% No Officer Report in 12 months	% of Clubs with balance 90+ days	Number of Zone Chairs Recorded	Number of Region Chairs Recorded	District Officers Vacancies **
114 W		88	0	88	0%	0	0	0	3012	0	3012	79	63	16	0.53%	3,003	34	11%	0	0	32%	0%	0%	0%	0	0	
114 O		71	0	71	0%	0	3	-3	2216	0	2216	63	101	-38	-1.69%	2,243	31	20%	30	52	8%	0%	0%	1%	0	0	
114 M		93	0	93	0%	0	0	0	3332	0	3332	72	86	-14	-0.42%	3,295	36	2%	0	0	52%	0%	0%	0%	0	0	
		252	0	252	0%	0	3	-3	8560	0	8560	214	250	-36	-0.42%	8,541	34	10%	30	52	33%	0%	0%	0%	0	0	




District Health Assessment for Multiple District 115 through January 2025

		Clubs							Membership							Member Strength		Cancellation		Reports			Finance	Leadership			
District Name	Status/ Number of Months in Status *	Active Clubs	Clubs in Status Quo	Total Clubs	% Status Quo Clubs in Financial Suspension	New Clubs	Cancelled Clubs	YTD Net Club Gain/Loss	Current Members In Active Clubs	Current Members In Status Quo Clubs	Current Total Members Count	YTD Add	YTD Drop	YTD NetGrowth (includes Active and Status Quo)	YTD NetGrowth% (includes Active and Status Quo)	Member Count 12 Months Ago	Average Member Count Per Club	% of Clubs with less than 20 members	Average Cancelled Club Age	Members Lost Due to Cancelled Clubs	% of Clubs Reporting Service	% No MMR in 3 Months	% No Officer Report in 12 months	% of Clubs with balance 90+ days	Number of Zone Chairs Recorded	Number of Region Chairs Recorded	District Officers Vacancies **
115CN	T(24)	33	0	33	0%	0	0	0	1151	0	1151	34	23	11	0.96%	1,139	35	21%	0	0	67%	61%	9%	15%	11	0	
115CS	T(24)	50	0	50	0%	0	1	-1	1209	0	1209	51	63	-12	-0.98%	1,207	24	46%	44	0	40%	48%	6%	2%	18	0	
		83	0	83	0%	0	1	-1	2360	0	2360	85	86	-1	-0.04%	2,346	28	36%	44	0	51%	53%	7%	7%	29	0	




District Health Assessment for Multiple District 116 through January 2025

		Clubs							Membership							Member Strength		Cancellation		Reports			Finance	Leadership			
District Name	Status/ Number of Months in Status *	Active Clubs	Clubs in Status Quo	Total Clubs	% Status Quo Clubs in Financial Suspension	New Clubs	Cancelled Clubs	YTD Net Club Gain/Loss	Current Members In Active Clubs	Current Members In Status Quo Clubs	Current Total Members Count	YTD Add	YTD Drop	YTD NetGrowth (includes Active and Status Quo)	YTD NetGrowth% (includes Active and Status Quo)	Member Count 12 Months Ago	Average Member Count Per Club	% of Clubs with less than 20 members	Average Cancelled Club Age	Members Lost Due to Cancelled Clubs	% of Clubs Reporting Service	% No MMR in 3 Months	% No Officer Report in 12 months	% of Clubs with balance 90+ days	Number of Zone Chairs Recorded	Number of Region Chairs Recorded	District Officers Vacancies **
116 A	T(24)	26	1	27	100%	2	2	0	562	14	576	83	27	56	10.77%	525	22	41%	7	0	30%	41%	7%	4%	15	0	
116 B	T(24)	33	0	33	0%	0	2	-2	858	0	858	42	76	-34	-3.81%	850	26	52%	27	11	18%	61%	9%	6%	0	0	GLT,GST
		59	1	60	100%	2	4	-2	1420	14	1434	125	103	22	1.56%	1,375	24	47%	17	11	23%	52%	8%	5%	15	0	




District Health Assessment for Multiple District 117 through January 2025

 Status/ District Name Number of Months in Status *		Clubs							Membership							Member Strength		Cancellation		Reports			Finance		Leadership		
		Active Clubs	Clubs in Status Quo	Total Clubs	% Status Quo Clubs in Financial Suspension	New Clubs	Cancelled Clubs	YTD Net Club Gain/ Loss	Current Members In Active Clubs	Current Members In Status Quo Clubs	Current Total Members Count	YTD Add	YTD Drop	YTD NetGrowth (includes Active and Status Quo)	YTD NetGrowth% (includes Active and Status Quo)	Member Count 12 Months Ago	Average Member Count Per Club	% of Clubs with less than 20 members	Average Cancelled Club Age	Members Lost Due to Cancelled Clubs	% of Clubs Reporting Service	% No MMR in 3 Months	% No Officer Report in 12 months	% of Clubs with balance 90+ days	Number of Zone Chairs Recorded	Number of Region Chairs Recorded	District Officers Vacancies **
117 A	T(24)	36	0	36	0%	0	4	-4	873	0	873	79	156	-77	-8.11%	920	24	42%	12	67	36%	53%	0%	22%	9	4	
117 B	T(24)	47	0	47	0%	0	2	-2	1072	0	1072	78	105	-27	-2.46%	1,108	23	49%	17	0	60%	47%	0%	6%	11	4	
		83	0	83	0%	0	6	-6	1945	0	1945	157	261	-104	-5.08%	2,028	23	46%	14	67	49%	49%	0%	13%	20	8	




District Health Assessment for Multiple District 118 through January 2025

		Clubs							Membership							Member Strength		Cancellation		Reports			Finance	Leadership			
District Name	Status/ Number of Months in Status *	Active Clubs	Clubs in Status Quo	Total Clubs	% Status Quo Clubs in Financial Suspension	New Clubs	Cancelled Clubs	YTD Net Club Gain/ Loss	Current Members In Active Clubs	Current Members In Status Quo Clubs	Current Total Members Count	YTD Add	YTD Drop	YTD NetGrowth (includes Active and Status Quo)	YTD NetGrowth% (includes Active and Status Quo)	Member Count 12 Months Ago	Average Member Count Per Club	% of Clubs with less than 20 members	Average Cancelled Club Age	Members Lost Due to Cancelled Clubs	% of Clubs Reporting Service	% No MMR in 3 Months	% No Officer Report in 12 months	% of Clubs with balance 90+ days	Number of Zone Chairs Recorded	Number of Region Chairs Recorded	District Officers Vacancies **
118 T	T(24)	27	0	27	0%	0	0	0	544	0	544	39	21	18	3.42%	512	20	52%	0	0	100%	44%	0%	4%	5	0	
118 U	T(24)	53	0	53	0%	4	0	4	1067	0	1067	195	91	104	10.80%	906	20	60%	0	0	60%	28%	6%	13%	17	0	
118 R		68	0	68	0%	2	1	1	1278	0	1278	161	207	-46	-3.47%	1,178	19	62%	4	2	75%	43%	1%	9%	15	6	
118 K	T(24)	24	0	24	0%	0	0	0	549	0	549	18	19	-1	-0.18%	549	23	38%	0	0	54%	54%	13%	8%	0	0	
118 E	T(24)	43	0	43	0%	0	1	-1	873	0	873	16	86	-70	-7.42%	857	20	51%	1	29	72%	60%	0%	9%	8	3	
118 Y	T(5)	54	0	54	0%	0	0	0	1236	0	1236	57	109	-52	-4.04%	1,231	23	35%	0	0	94%	24%	0%	4%	12	6	
		269	0	269	0%	6	2	4	5547	0	5547	486	533	-47	-0.84%	5,233	21	51%	3	31	76%	40%	3%	8%	57	15	




District Health Assessment for District 113 through January 2025

		Clubs							Membership							Member Strength		Cancellation		Reports			Finance	Leadership			
District Name	Status/ Number of Months in Status *	Active Clubs	Clubs in Status Quo	Total Clubs	% Status Quo in Financial Suspension	New Clubs	Cancelled Clubs	YTD Net Club Gain/ Loss	Current Members In Active Clubs	Current Members In Status Quo Clubs	Current Total Members Count	YTD Add	YTD Drop	YTD NetGrowth (includes Active and Status Quo)	YTD NetGrowth% (includes Active and Status Quo)	Member Count 12 Months Ago	Average Member Count Per Club	% of Clubs with less than 20 members	Average Cancelled Club Age	Members Lost Due to Cancelled Clubs	% of Clubs Reporting Service	% No MMR in 3 Months	% No Officer Report in 12 months	% of Clubs with balance 90+ days	Number of Zone Chairs Recorded	Number of Region Chairs Recorded	District Officers Vacancies **
113	P	23	0	23	0%	0	2	-2	866	0	866	33	55	-22	-2.48%	853	38	4%	15	24	91%	0%	0%	0%	8	0	
		23	0	23	0%	0	2	-2	866	0	866	33	55	-22	-2.48%	853	38	4%	15	24	91%	0%	0%	0%	8	0	




District Health Assessment for District 119 through January 2025

		Clubs							Membership							Member Strength		Cancellation		Reports			Finance	Leadership			
District Name	Status/ Number of Months in Status *	Active Clubs	Clubs in Status Quo	Total Clubs	% Status Quo in Financial Suspension	New Clubs	Cancelled Clubs	YTD Net Club Gain/ Loss	Current Members In Active Clubs	Current Members In Status Quo Clubs	Current Total Members Count	YTD Add	YTD Drop	YTD NetGrowth (includes Active and Status Quo)	YTD NetGrowth% (includes Active and Status Quo)	Member Count 12 Months Ago	Average Member Count Per Club	% of Clubs with less than 20 members	Average Cancelled Club Age	Members Lost Due to Cancelled Clubs	% of Clubs Reporting Service	% No MMR in 3 Months	% No Officer Report in 12 months	% of Clubs with balance 90+ days	Number of Zone Chairs Recorded	Number of Region Chairs Recorded	District Officers Vacancies **
119	T(24)	39	0	39	0%	1	0	1	829	0	829	74	30	44	5.61%	805	21	54%	0	0	18%	56%	21%	0%	5	0	GST
		39	0	39	0%	1	0	1	829	0	829	74	30	44	5.61%	805	21	54%	0	0	18%	56%	21%	0%	5	0	




District Health Assessment for District 120 through January 2025

		Clubs							Membership							Member Strength		Cancellation		Reports			Finance	Leadership			
District Name	Status/ Number of Months in Status *	Active Clubs	Clubs in Status Quo	Total Clubs	% Status Quo in Financial Suspension	New Clubs	Cancelled Clubs	YTD Net Club Gain/Loss	Current Members In Active Clubs	Current Members In Status Quo Clubs	Current Total Members Count	YTD Add	YTD Drop	YTD NetGrowth (includes Active and Status Quo)	YTD NetGrowth% (includes Active and Status Quo)	Member Count 12 Months Ago	Average Member Count Per Club	% of Clubs with less than 20 members	Average Cancelled Club Age	Members Lost Due to Cancelled Clubs	% of Clubs Reporting Service	% No MMR in 3 Months	% No Officer Report in 12 months	% of Clubs with balance 90+ days	Number of Zone Chairs Recorded	Number of Region Chairs Recorded	District Officers Vacancies **
120	T(24)	57	0	57	0%	0	3	-3	1056	0	1056	15	57	-42	-3.83%	1,105	19	49%	24	21	14%	65%	0%	0%	10	4	
		57	0	57	0%	0	3	-3	1056	0	1056	15	57	-42	-3.83%	1,105	19	49%	24	21	14%	65%	0%	0%	10	4	




District Health Assessment for District 121 through January 2025

		Clubs							Membership							Member Strength		Cancellation		Reports			Finance	Leadership			
District Name	Status/ Number of Months in Status *	Active Clubs	Clubs in Status Quo	Total Clubs	% Status Quo in Financial Suspension	New Clubs	Cancelled Clubs	YTD Net Club Gain/Loss	Current Members In Active Clubs	Current Members In Status Quo Clubs	Current Total Members Count	YTD Add	YTD Drop	YTD NetGrowth (includes Active and Status Quo)	YTD NetGrowth% (includes Active and Status Quo)	Member Count 12 Months Ago	Average Member Count Per Club	% of Clubs with less than 20 members	Average Cancelled Club Age	Members Lost Due to Cancelled Clubs	% of Clubs Reporting Service	% No MMR in 3 Months	% No Officer Report in 12 months	% of Clubs with balance 90+ days	Number of Zone Chairs Recorded	Number of Region Chairs Recorded	District Officers Vacancies **
121	T(24)	46	0	46	0%	0	1	-1	913	0	913	29	28	1	0.11%	907	20	48%	20	0	17%	61%	0%	4%	8	0	
		46	0	46	0%	0	1	-1	913	0	913	29	28	1	0.11%	907	20	48%	20	0	17%	61%	0%	4%	8	0	




District Health Assessment for District 122 through January 2025

		Clubs							Membership							Member Strength		Cancellation		Reports			Finance	Leadership			
District Name	Status/ Number of Months in Status *	Active Clubs	Clubs in Status Quo	Total Clubs	% Status Quo in Financial Suspension	New Clubs	Cancelled Clubs	YTD Net Club Gain/Loss	Current Members In Active Clubs	Current Members In Status Quo Clubs	Current Total Members Count	YTD Add	YTD Drop	YTD NetGrowth (includes Active and Status Quo)	YTD NetGrowth% (includes Active and Status Quo)	Member Count 12 Months Ago	Average Member Count Per Club	% of Clubs with less than 20 members	Average Cancelled Club Age	Members Lost Due to Cancelled Clubs	% of Clubs Reporting Service	% No MMR in 3 Months	% No Officer Report in 12 months	% of Clubs with balance 90+ days	Number of Zone Chairs Recorded	Number of Region Chairs Recorded	District Officers Vacancies **
122	P	36	0	36	0%	1	1	0	656	0	656	33	38	-5	-0.76%	647	18	56%	35	4	17%	75%	3%	0%	11	2	
		36	0	36	0%	1	1	0	656	0	656	33	38	-5	-0.76%	647	18	56%	35	4	17%	75%	3%	0%	11	2	




District Health Assessment for District 123 through January 2025

		Clubs							Membership							Member Strength		Cancellation		Reports			Finance	Leadership			
District Name	Status/ Number of Months in Status *	Active Clubs	Clubs in Status Quo	Total Clubs	% Status Quo in Financial Suspension	New Clubs	Cancelled Clubs	YTD Net Club Gain/Loss	Current Members In Active Clubs	Current Members In Status Quo Clubs	Current Total Members Count	YTD Add	YTD Drop	YTD NetGrowth (includes Active and Status Quo)	YTD NetGrowth% (includes Active and Status Quo)	Member Count 12 Months Ago	Average Member Count Per Club	% of Clubs with less than 20 members	Average Cancelled Club Age	Members Lost Due to Cancelled Clubs	% of Clubs Reporting Service	% No MMR in 3 Months	% No Officer Report in 12 months	% of Clubs with balance 90+ days	Number of Zone Chairs Recorded	Number of Region Chairs Recorded	District Officers Vacancies **
123	P	0	18	18	0%	0	0	0	0	170	170	0	0	0	0.00%	170	0	94%	0	0	0%	100%	100%	83%	0	0	1st VDG,2nd VDG,GLT,GMT ,GST
		0	18	18	0%	0	0	0	0	170	170	0	0	0	0.00%	170	0	94%	0	0	0%	100%	100%	83%	0	0	




District Health Assessment for District 124 through January 2025

		Clubs							Membership							Member Strength		Cancellation		Reports			Finance	Leadership			
District Name	Status/ Number of Months in Status *	Active Clubs	Clubs in Status Quo	Total Clubs	% Status Quo Clubs in Financial Suspension	New Clubs	Cancelled Clubs	YTD Net Club Gain/ Loss	Current Members In Active Clubs	Current Members In Status Quo Clubs	Current Total Members Count	YTD Add	YTD Drop	YTD NetGrowth (includes Active and Status Quo)	YTD NetGrowth% (includes Active and Status Quo)	Member Count 12 Months Ago	Average Member Count Per Club	% of Clubs with less than 20 members	Average Cancelled Club Age	Members Lost Due to Cancelled Clubs	% of Clubs Reporting Service	% No MMR in 3 Months	% No Officer Report in 12 months	% of Clubs with balance 90+ days	Number of Zone Chairs Recorded	Number of Region Chairs Recorded	District Officers Vacancies **
124		83	0	83	0%	2	2	0	1672	0	1672	99	139	-40	-2.34%	1,632	20	51%	2	33	46%	48%	13%	4%	19	7	
		83	0	83	0%	2	2	0	1672	0	1672	99	139	-40	-2.34%	1,632	20	51%	2	33	46%	48%	13%	4%	19	7	




District Health Assessment for District 126 through January 2025

		Clubs							Membership							Member Strength		Cancellation		Reports			Finance	Leadership			
District Name	Status/ Number of Months in Status *	Active Clubs	Clubs in Status Quo	Total Clubs	% Status Quo in Financial Suspension	New Clubs	Cancelled Clubs	YTD Net Club Gain/Loss	Current Members In Active Clubs	Current Members In Status Quo Clubs	Current Total Members Count	YTD Add	YTD Drop	YTD NetGrowth (includes Active and Status Quo)	YTD NetGrowth% (includes Active and Status Quo)	Member Count 12 Months Ago	Average Member Count Per Club	% of Clubs with less than 20 members	Average Cancelled Club Age	Members Lost Due to Cancelled Clubs	% of Clubs Reporting Service	% No MMR in 3 Months	% No Officer Report in 12 months	% of Clubs with balance 90+ days	Number of Zone Chairs Recorded	Number of Region Chairs Recorded	District Officers Vacancies **
126	T(24)	56	0	56	0%	0	0	0	1134	0	1134	19	50	-31	-2.66%	1,100	20	48%	0	0	71%	64%	4%	5%	0	0	GST
		56	0	56	0%	0	0	0	1134	0	1134	19	50	-31	-2.66%	1,100	20	48%	0	0	71%	64%	4%	5%	0	0	



District Health Assessment for District 128 through January 2025

		Clubs							Membership							Member Strength		Cancellation		Reports			Finance	Leadership			
District Name	Status/ Number of Months in Status *	Active Clubs	Clubs in Status Quo	Total Clubs	% Status Quo in Financial Suspension	New Clubs	Cancelled Clubs	YTD Net Club Gain/Loss	Current Members In Active Clubs	Current Members In Status Quo Clubs	Current Total Members Count	YTD Add	YTD Drop	YTD NetGrowth (includes Active and Status Quo)	YTD NetGrowth% (includes Active and Status Quo)	Member Count 12 Months Ago	Average Member Count Per Club	% of Clubs with less than 20 members	Average Cancelled Club Age	Members Lost Due to Cancelled Clubs	% of Clubs Reporting Service	% No MMR in 3 Months	% No Officer Report in 12 months	% of Clubs with balance 90+ days	Number of Zone Chairs Recorded	Number of Region Chairs Recorded	District Officers Vacancies **
128	P	25	1	26	100%	0	1	-1	664	20	684	34	49	-15	-2.15%	667	27	31%	56	4	62%	42%	0%	31%	4	2	
		25	1	26	100%	0	1	-1	664	20	684	34	49	-15	-2.15%	667	27	31%	56	4	62%	42%	0%	31%	4	2	




District Health Assessment for District 129 through January 2025

Status/ District Name		Clubs							Membership							Member Strength		Cancellation		Reports			Finance	Leadership			
		Active Clubs	Clubs in Status Quo	Total Clubs	% Status Quo Clubs in Financial Suspension	New Clubs	Cancelled Clubs	YTD Net Club Gain/ Loss	Current Members In Active Clubs	Current Members In Status Quo Clubs	Current Total Members Count	YTD Add	YTD Drop	YTD NetGrowth (includes Active and Status Quo)	YTD NetGrowth% (includes Active and Status Quo)	Member Count 12 Months Ago	Average Member Count Per Club	% of Clubs with less than 20 members	Average Cancelled Club Age	Members Lost Due to Cancelled Clubs	% of Clubs Reporting Service	% No MMR in 3 Months	% No Officer Report in 12 months	% of Clubs with balance 90+ days	Number of Zone Chairs Recorded	Number of Region Chairs Recorded	District Officers Vacancies **
129		61	0	61	0%	1	0	1	1539	0	1539	62	54	8	0.52%	1,462	25	26%	0	0	70%	52%	0%	3%	10	2	
		61	0	61	0%	1	0	1	1539	0	1539	62	54	8	0.52%	1,462	25	26%	0	0	70%	52%	0%	3%	10	2	




District Health Assessment for District 130 through January 2025

		Clubs							Membership							Member Strength		Cancellation		Reports			Finance	Leadership			
District Name	Status/ Number of Months in Status *	Active Clubs	Clubs in Status Quo	Total Clubs	% Status Quo in Financial Suspension	New Clubs	Cancelled Clubs	YTD Net Club Gain/Loss	Current Members In Active Clubs	Current Members In Status Quo Clubs	Current Total Members Count	YTD Add	YTD Drop	YTD NetGrowth (includes Active and Status Quo)	YTD NetGrowth% (includes Active and Status Quo)	Member Count 12 Months Ago	Average Member Count Per Club	% of Clubs with less than 20 members	Average Cancelled Club Age	Members Lost Due to Cancelled Clubs	% of Clubs Reporting Service	% No MMR in 3 Months	% No Officer Report in 12 months	% of Clubs with balance 90+ days	Number of Zone Chairs Recorded	Number of Region Chairs Recorded	District Officers Vacancies **
130	P	39	0	39	0%	1	0	1	715	0	715	40	70	-30	-4.03%	687	18	62%	0	0	49%	46%	0%	3%	8	1	
		39	0	39	0%	1	0	1	715	0	715	40	70	-30	-4.03%	687	18	62%	0	0	49%	46%	0%	3%	8	1	




District Health Assessment for District 131 through January 2025

		Clubs							Membership							Member Strength		Cancellation		Reports			Finance	Leadership			
District Name	Status/ Number of Months in Status *	Active Clubs	Clubs in Status Quo	Total Clubs	% Status Quo in Financial Suspension	New Clubs	Cancelled Clubs	YTD Net Club Gain/Loss	Current Members In Active Clubs	Current Members In Status Quo Clubs	Current Total Members Count	YTD Add	YTD Drop	YTD NetGrowth (includes Active and Status Quo)	YTD NetGrowth% (includes Active and Status Quo)	Member Count 12 Months Ago	Average Member Count Per Club	% of Clubs with less than 20 members	Average Cancelled Club Age	Members Lost Due to Cancelled Clubs	% of Clubs Reporting Service	% No MMR in 3 Months	% No Officer Report in 12 months	% of Clubs with balance 90+ days	Number of Zone Chairs Recorded	Number of Region Chairs Recorded	District Officers Vacancies **
131	P	36	0	36	0%	0	0	0	721	0	721	17	25	-8	-1.10%	720	20	50%	0	0	39%	75%	6%	0%	0	0	
		36	0	36	0%	0	0	0	721	0	721	17	25	-8	-1.10%	720	20	50%	0	0	39%	75%	6%	0%	0	0	




District Health Assessment for District 132 through January 2025

		Clubs							Membership							Member Strength		Cancellation		Reports			Finance	Leadership			
District Name	Status/ Number of Months in Status *	Active Clubs	Clubs in Status Quo	Total Clubs	% Status Quo in Financial Suspension	New Clubs	Cancelled Clubs	YTD Net Club Gain/Loss	Current Members In Active Clubs	Current Members In Status Quo Clubs	Current Total Members Count	YTD Add	YTD Drop	YTD NetGrowth (includes Active and Status Quo)	YTD NetGrowth% (includes Active and Status Quo)	Member Count 12 Months Ago	Average Member Count Per Club	% of Clubs with less than 20 members	Average Cancelled Club Age	Members Lost Due to Cancelled Clubs	% of Clubs Reporting Service	% No MMR in 3 Months	% No Officer Report in 12 months	% of Clubs with balance 90+ days	Number of Zone Chairs Recorded	Number of Region Chairs Recorded	District Officers Vacancies **
132	P	28	0	28	0%	1	1	0	451	0	451	62	23	39	9.47%	439	16	61%	7	0	57%	64%	4%	0%	6	2	
		28	0	28	0%	1	1	0	451	0	451	62	23	39	9.47%	439	16	61%	7	0	57%	64%	4%	0%	6	2	




District Health Assessment for District 133 through January 2025

 Status/ Number of Months in Status *		Clubs							Membership							Member Strength		Cancellation		Reports			Finance	Leadership			
		Active Clubs	Clubs in Status Quo	Total Clubs	% Status Quo in Financial Suspension	New Clubs	Cancelled Clubs	YTD Net Club Gain/ Loss	Current Members In Active Clubs	Current Members In Status Quo Clubs	Current Total Members Count	YTD Add	YTD Drop	YTD NetGrowth (includes Active and Status Quo)	YTD NetGrowth% (includes Active and Status Quo)	Member Count 12 Months Ago	Average Member Count Per Club	% of Clubs with less than 20 members	Average Cancelled Club Age	Members Lost Due to Cancelled Clubs	% of Clubs Reporting Service	% No MMR in 3 Months	% No Officer Report in 12 months	% of Clubs with balance 90+ days	Number of Zone Chairs Recorded	Number of Region Chairs Recorded	District Officers Vacancies **
133		85	0	85	0%	0	3	-3	1828	0	1828	68	139	-71	-3.74%	1,909	22	55%	42	52	15%	62%	2%	1%	0	0	
		85	0	85	0%	0	3	-3	1828	0	1828	68	139	-71	-3.74%	1,909	22	55%	42	52	15%	62%	2%	1%	0	0	



District Health Assessment for District 134 through January 2025

<div></div> <div>Status/ Number of Months in Status *</div>		Clubs							Membership							Member Strength		Cancellation		Reports			Finance	Leadership			
		Active Clubs	Clubs in Status Quo	Total Clubs	% Status Quo in Financial Suspension	New Clubs	Cancelled Clubs	YTD Net Club Gain/ Loss	Current Members In Active Clubs	Current Members In Status Quo Clubs	Current Total Members Count	YTD Add	YTD Drop	YTD NetGrowth (includes Active and Status Quo)	YTD NetGrowth% (includes Active and Status Quo)	Member Count 12 Months Ago	Average Member Count Per Club	% of Clubs with less than 20 members	Average Cancelled Club Age	Members Lost Due to Cancelled Clubs	% of Clubs Reporting Service	% No MMR in 3 Months	% No Officer Report in 12 months	% of Clubs with balance 90+ days	Number of Zone Chairs Recorded	Number of Region Chairs Recorded	District Officers Vacancies **
134	P	33	6	39	0%	11	0	11	783	132	915	324	12	312	51.74%	566	24	21%	0	0	5%	62%	15%	15%	3	0	
		33	6	39	0%	11	0	11	783	132	915	324	12	312	51.74%	566	28	21%	0	0	5%	62%	15%	15%	3	0	



District Health Assessment for Ident 5787 - MALTA - UND through January 2025

Status/ District Name Number of Months in Status *		Clubs							Membership							Member Strength		Cancellation		Reports			Finance	Leadership			
		Active Clubs	Clubs in Status Quo	Total Clubs	% Status Quo Clubs in Financial Suspension	New Clubs	Cancelled Clubs	YTD Net Club Gain/Loss	Current Members In Active Clubs	Current Members In Status Quo Clubs	Current Total Members Count	YTD Add	YTD Drop	YTD NetGrowth (includes Active and Status Quo)	YTD NetGrowth% (includes Active and Status Quo)	Member Count 12 Months Ago	Average Member Count Per Club	% of Clubs with less than 20 members	Average Cancelled Club Age	Members Lost Due to Cancelled Clubs	% of Clubs Reporting Service	% No MMR in 3 Months	% No Officer Report in 12 months	% of Clubs with balance 90+ days	Number of Zone Chairs Recorded	Number of Region Chairs Recorded	District Officers Vacancies **
Ident 5787 - MALTA		3	0	3	0%	0	0	0	109	0	109	12	1	11	11.22%	98	36	33%	0	0	67%	33%	33%	0%	0	0	
		3	0	3	0%	0	0	0	109	0	109	12	1	11	11.22%	98	36	33%	0	0	67%	33%	33%	0%	0	0	



District Health Assessment for Ident 5795 - PRINCIPAT D'ANDORRA - UND through January 2025

Status/ District Name Number of Months in Status *		Clubs							Membership							Member Strength		Cancellation		Reports			Finance	Leadership			
		Active Clubs	Clubs in Status Quo	Total Clubs	% Status Quo Clubs in Financial Suspension	New Clubs	Cancelled Clubs	YTD Net Club Gain/Loss	Current Members In Active Clubs	Current Members In Status Quo Clubs	Current Total Members Count	YTD Add	YTD Drop	YTD NetGrowth (includes Active and Status Quo)	YTD NetGrowth% (includes Active and Status Quo)	Member Count 12 Months Ago	Average Member Count Per Club	% of Clubs with less than 20 members	Average Cancelled Club Age	Members Lost Due to Cancelled Clubs	% of Clubs Reporting Service	% No MMR in 3 Months	% No Officer Report in 12 months	% of Clubs with balance 90+ days	Number of Zone Chairs Recorded	Number of Region Chairs Recorded	District Officers Vacancies **
Ident 5795 - PRINCIPAT D'ANDORRA		1	0	1	0%	0	0	0	31	0	31	0	0	0	0.00%	31	31	0%	0	0	0%	100%	0%	0%	0	0	
		1	0	1	0%	0	0	0	31	0	31	0	0	0	0.00%	31	31	0%	0	0	0%	100%	0%	0%	0	0	



District Health Assessment for Ident 5811 - BOSNIA & HERZEGOVINA - UND through January 2025

Status/ District Number Name of Months in Status *		Clubs							Membership							Member Strength		Cancellation		Reports			Finance		Leadership		
		Active Clubs	Clubs in Status Quo	Total Clubs	% Status Quo Clubs in Financial Suspension	New Clubs	Cancelled Clubs	YTD Net Club Gain/Loss	Current Members In Active Clubs	Current Members In Status Quo Clubs	Current Total Members Count	YTD Add	YTD Drop	YTD NetGrowth (includes Active and Status Quo)	YTD NetGrowth% (includes Active and Status Quo)	Member Count 12 Months Ago	Average Member Count Per Club	% of Clubs with less than 20 members	Average Cancelled Club Age	Members Lost Due to Cancelled Clubs	% of Clubs Reporting Service	% No MMR in 3 Months	% No Officer Report in 12 months	% of Clubs with balance 90+ days	Number of Zone Chairs Recorded	Number of Region Chairs Recorded	District Officers Vacancies **
Ident 5811 - BOSNIA & HERZEGOVINA		4	0	4	0%	0	0	0	70	0	70	1	1	0	0.00%	78	18	75%	0	0	25%	50%	0%	0%	0	0	
		4	0	4	0%	0	0	0	70	0	70	1	1	0	0.00%	78	18	75%	0	0	25%	50%	0%	0%	0	0	



District Health Assessment for Ident 5815 - REPUBLIC OF MONTENEGRO - UND through January 2025

Status/ District Name		Clubs							Membership							Member Strength		Cancellation		Reports			Finance		Leadership		
		Active Clubs	Clubs in Status Quo	Total Clubs	% Status Quo Clubs in Financial Suspension	New Clubs	Cancelled Clubs	YTD Net Club Gain/Loss	Current Members In Active Clubs	Current Members In Status Quo Clubs	Current Total Members Count	YTD Add	YTD Drop	YTD NetGrowth (includes Active and Status Quo)	YTD NetGrowth% (includes Active and Status Quo)	Member Count 12 Months Ago	Average Member Count Per Club	% of Clubs with less than 20 members	Average Cancelled Club Age	Members Lost Due to Cancelled Clubs	% of Clubs Reporting Service	% No MMR in 3 Months	% No Officer Report in 12 months	% of Clubs with balance 90+ days	Number of Zone Chairs Recorded	Number of Region Chairs Recorded	District Officers Vacancies **
Ident 5815 - REPUBLIC OF MONTENEGRO		2	0	2	0%	0	0	0	44	0	44	2	1	1	2.33%	42	22	0%	0	0	50%	50%	0%	0%	0	0	
		2	0	2	0%	0	0	0	44	0	44	2	1	1	2.33%	42	22	0%	0	0	50%	50%	0%	0%	0	0	



District Health Assessment for Ident 5823 - REP OF TAJIKISTAN - UND through January 2025

Status/ District Name of Months in Status *		Clubs							Membership							Member Strength		Cancellation		Reports			Finance	Leadership			
		Active Clubs	Clubs in Status Quo	Total Clubs	% Status Quo in Financial Suspension	New Clubs	Cancelled Clubs	YTD Net Club Gain/ Loss	Current Members In Active Clubs	Current Members In Status Quo Clubs	Current Total Members Count	YTD Add	YTD Drop	YTD NetGrowth (includes Active and Status Quo)	YTD NetGrowth% (includes Active and Status Quo)	Member Count 12 Months Ago	Average Member Count Per Club	% of Clubs with less than 20 members	Average Cancelled Club Age	Members Lost Due to Cancelled Clubs	% of Clubs Reporting Service	% No MMR in 3 Months	% No Officer Report in 12 months	% of Clubs with balance 90+ days	Number of Zone Chairs Recorded	Number of Region Chairs Recorded	District Officers Vacancies **
Ident 5823 - REP OF TAJIKISTAN		1	0	1	0%	0	1	-1	20	0	20	0	18	-18	-47.37%	0	20	0%	2	18	100%	100%	0%	0%	0	0	
		1	0	1	0%	0	1	-1	20	0	20	0	18	-18	-47.37%	0	20	0%	2	18	100%	100%	0%	0%	0	0	




District Health Assessment for Ident 5827 - REP OF GEORGIA - UND through January 2025

Status/ District Name Number of Months in Status *		Clubs							Membership							Member Strength		Cancellation		Reports			Finance	Leadership			
		Active Clubs	Clubs in Status Quo	Total Clubs	% Status Quo Clubs in Financial Suspension	New Clubs	Cancelled Clubs	YTD Net Club Gain/Loss	Current Members In Active Clubs	Current Members In Status Quo Clubs	Current Total Members Count	YTD Add	YTD Drop	YTD NetGrowth (includes Active and Status Quo)	YTD NetGrowth% (includes Active and Status Quo)	Member Count 12 Months Ago	Average Member Count Per Club	% of Clubs with less than 20 members	Average Cancelled Club Age	Members Lost Due to Cancelled Clubs	% of Clubs Reporting Service	% No MMR in 3 Months	% No Officer Report in 12 months	% of Clubs with balance 90+ days	Number of Zone Chairs Recorded	Number of Region Chairs Recorded	District Officers Vacancies **
Ident 5827 - REP OF GEORGIA		15	0	15	0%	0	0	0	234	0	234	0	0	0	0.00%	233	16	47%	0	0	0%	100%	87%	7%	0	0	
		15	0	15	0%	0	0	0	234	0	234	0	0	0	0.00%	233	16	47%	0	0	0%	100%	87%	7%	0	0	



District Health Assessment for Ident 5831 - REP OF KYRGYZSTAN - UND through January 2025

 Status/ District Name		Clubs							Membership							Member Strength		Cancellation		Reports			Finance	Leadership			
		Active Clubs	Clubs in Status Quo	Total Clubs	% Status Quo Clubs in Financial Suspension	New Clubs	Cancelled Clubs	YTD Net Club Gain/Loss	Current Members In Active Clubs	Current Members In Status Quo Clubs	Current Total Members Count	YTD Add	YTD Drop	YTD NetGrowth (includes Active and Status Quo)	YTD NetGrowth% (includes Active and Status Quo)	Member Count 12 Months Ago	Average Member Count Per Club	% of Clubs with less than 20 members	Average Cancelled Club Age	Members Lost Due to Cancelled Clubs	% of Clubs Reporting Service	% No MMR in 3 Months	% No Officer Report in 12 months	% of Clubs with balance 90+ days	Number of Zone Chairs Recorded	Number of Region Chairs Recorded	District Officers Vacancies **
Ident 5831 - REP OF KYRGYZSTAN		0	0	0	0%	0	1	-1	0	0	0	0	6	-6	-100.00%	0	0	0%	13	6	0%	0%	0%	0%	0	0	
		0	0	0	0%	0	1	-1	0	0	0	0	6	-6	-100.00%	0	0	0%	13	6	0%	0%	0%	0%	0	0	




District Health Assessment for Ident 5835 - ALBANIA - UND through January 2025

Status/ District Name of Months in Status *		Clubs							Membership							Member Strength		Cancellation		Reports			Finance	Leadership			
		Active Clubs	Clubs in Status Quo	Total Clubs	% Status Quo Clubs in Financial Suspension	New Clubs	Cancelled Clubs	YTD Net Club Gain/ Loss	Current Members In Active Clubs	Current Members In Status Quo Clubs	Current Total Members Count	YTD Add	YTD Drop	YTD NetGrowth (includes Active and Status Quo)	YTD NetGrowth% (includes Active and Status Quo)	Member Count 12 Months Ago	Average Member Count Per Club	% of Clubs with less than 20 members	Average Cancelled Club Age	Members Lost Due to Cancelled Clubs	% of Clubs Reporting Service	% No MMR in 3 Months	% No Officer Report in 12 months	% of Clubs with balance 90+ days	Number of Zone Chairs Recorded	Number of Region Chairs Recorded	District Officers Vacancies **
Ident 5835 - ALBANIA		2	0	2	0%	0	0	0	37	0	37	1	0	1	2.78%	36	19	100%	0	0	0%	50%	50%	100%	0	0	
		2	0	2	0%	0	0	0	37	0	37	1	0	1	2.78%	36	19	100%	0	0	0%	50%	50%	100%	0	0	



District Health Assessment for Ident 5839 - BELARUS REP. - UND through January 2025

<div></div> <div>Status/ District Name of Months in Status *</div>		Clubs							Membership							Member Strength		Cancellation		Reports			Finance	Leadership		
		Active Clubs	Clubs in Status Quo	Total Clubs	% Status Quo Clubs in Financial Suspension	New Clubs	Cancelled Clubs	YTD Net Club Gain/ Loss	Current Members In Active Clubs	Current Members In Status Quo Clubs	Current Total Members Count	YTD Add	YTD Drop	YTD NetGrowth (includes Active and Status Quo)	YTD NetGrowth% (includes Active and Status Quo)	Member Count 12 Months Ago	Average Member Count Per Club	% of Clubs with less than 20 members	Average Cancelled Club Age	Members Lost Due to Cancelled Clubs	% of Clubs Reporting Service	% No MMR in 3 Months	% No Officer Report in 12 months	% of Clubs with balance 90+ days	Number of Zone Chairs Recorded	Number of Region Chairs Recorded
Ident 5839 - BELARUS REP.		0	3	3	0%	0	0	0	40	40	0	0	0	0.00%	40	0	100%	0	0	0%	100%	100%	33%	0	0	
		0	3	3	0%	0	0	0	40	40	0	0	0	0.00%	40	0	100%	0	0	0%	100%	100%	33%	0	0	



District Health Assessment for Ident 5851 - REP OF SAN MARINO - UND through January 2025

Status/ District Number Name of Months in Status *		Clubs							Membership							Member Strength		Cancellation		Reports			Finance	Leadership		
		Active Clubs	Clubs in Status Quo	Total Clubs	% Status Quo Clubs in Financial Suspension	New Clubs	Cancelled Clubs	YTD Net Club Gain/ Loss	Current Members In Active Clubs	Current Members In Status Quo Clubs	Current Total Members Count	YTD Add	YTD Drop	YTD NetGrowth (includes Active and Status Quo)	YTD NetGrowth% (includes Active and Status Quo)	Member Count 12 Months Ago	Average Member Count Per Club	% of Clubs with less than 20 members	Average Cancelled Club Age	Members Lost Due to Cancelled Clubs	% of Clubs Reporting Service	% No MMR in 3 Months	% No Officer Report in 12 months	% of Clubs with balance 90+ days	Number of Zone Chairs Recorded	Number of Region Chairs Recorded
Ident 5851 - REP OF SAN MARINO		1	0	1	0%	0	0	40	0	40	0	1	-1	-2.44%	40	40	0%	0	0	0%	100%	0%	0%	0	0	
		1	0	1	0%	0	0	40	0	40	0	1	-1	-2.44%	40	40	0%	0	0	0%	100%	0%	0%	0	0	



District Health Assessment for Ident 5863 - REP OF MOLDOVA - UND through January 2025

Status/ District Name of Months in Status *		Clubs							Membership							Member Strength		Cancellation		Reports			Finance		Leadership		
		Active Clubs	Clubs in Status Quo	Total Clubs	% Status Quo Clubs in Financial Suspension	New Clubs	Cancelled Clubs	YTD Net Club Gain/ Loss	Current Members In Active Clubs	Current Members In Status Quo Clubs	Current Total Members Count	YTD Add	YTD Drop	YTD NetGrowth (includes Active and Status Quo)	YTD NetGrowth% (includes Active and Status Quo)	Member Count 12 Months Ago	Average Member Count Per Club	% of Clubs with less than 20 members	Average Cancelled Club Age	Members Lost Due to Cancelled Clubs	% of Clubs Reporting Service	% No MMR in 3 Months	% No Officer Report in 12 months	% of Clubs with balance 90+ days	Number of Zone Chairs Recorded	Number of Region Chairs Recorded	District Officers Vacancies **
Ident 5863 - REP OF MOLDOVA		7	0	7	0%	0	0	0	132	0	132	0	0	0	0.00%	135	19	57%	0	0	0%	100%	29%	0%	0	0	
		7	0	7	0%	0	0	0	132	0	132	0	0	0	0.00%	135	19	57%	0	0	0%	100%	29%	0%	0	0	



District Health Assessment for Ident 5867 - PRIN OF MONACO - UND through January 2025

Status/ District Name Number of Months in Status *		Clubs							Membership							Member Strength		Cancellation		Reports			Finance	Leadership			
		Active Clubs	Clubs in Status Quo	Total Clubs	% Status Quo Clubs in Financial Suspension	New Clubs	Cancelled Clubs	YTD Net Club Gain/Loss	Current Members In Active Clubs	Current Members In Status Quo Clubs	Current Total Members Count	YTD Add	YTD Drop	YTD NetGrowth (includes Active and Status Quo)	YTD NetGrowth% (includes Active and Status Quo)	Member Count 12 Months Ago	Average Member Count Per Club	% of Clubs with less than 20 members	Average Cancelled Club Age	Members Lost Due to Cancelled Clubs	% of Clubs Reporting Service	% No MMR in 3 Months	% No Officer Report in 12 months	% of Clubs with balance 90+ days	Number of Zone Chairs Recorded	Number of Region Chairs Recorded	District Officers Vacancies **
Ident 5867 - PRIN OF MONACO		1	0	1	0%	0	0	0	30	0	30	6	11	-5	-14.29%	35	30	0%	0	0	0%	0%	0%	0%	0	0	
		1	0	1	0%	0	0	0	30	0	30	6	11	-5	-14.29%	35	30	0%	0	0	0%	0%	0%	0%	0	0	



District Health Assessment for Ident 5875 - GIBRALTAR - UND through January 2025

Status/ District Name		Clubs							Membership							Member Strength		Cancellation		Reports			Finance	Leadership		
		Active Clubs	Clubs in Status Quo	Total Clubs	% Status Quo Clubs in Financial Suspension	New Clubs	Cancelled Clubs	YTD Net Club Gain/Loss	Current Members In Active Clubs	Current Members In Status Quo Clubs	Current Total Members Count	YTD Add	YTD Drop	YTD NetGrowth (includes Active and Status Quo)	YTD NetGrowth% (includes Active and Status Quo)	Member Count 12 Months Ago	Average Member Count Per Club	% of Clubs with less than 20 members	Average Cancelled Club Age	Members Lost Due to Cancelled Clubs	% of Clubs Reporting Service	% No MMR in 3 Months	% No Officer Report in 12 months	% of Clubs with balance 90+ days	Number of Zone Chairs Recorded	Number of Region Chairs Recorded
Ident 5875 - GIBRALTAR		1	0	1	0%	0	0	16	0	16	0	1	-1	-5.88%	17	16	100%	0	0	100%	0%	0%	0%	0	0	
		1	0	1	0%	0	0	16	0	16	0	1	-1	-5.88%	17	16	100%	0	0	100%	0%	0%	0%	0	0	




District Health Assessment for Ident 5891 - REP OF LATVIA - UND through January 2025

Status/ District Name of Months in Status *		Clubs							Membership							Member Strength		Cancellation		Reports			Finance		Leadership		
		Active Clubs	Clubs in Status Quo	Total Clubs	% Status Quo in Financial Suspension	New Clubs	Cancelled Clubs	YTD Net Club Gain/ Loss	Current Members In Active Clubs	Current Members In Status Quo Clubs	Current Total Members Count	YTD Add	YTD Drop	YTD NetGrowth (includes Active and Status Quo)	YTD NetGrowth% (includes Active and Status Quo)	Member Count 12 Months Ago	Average Member Count Per Club	% of Clubs with less than 20 members	Average Cancelled Club Age	Members Lost Due to Cancelled Clubs	% of Clubs Reporting Service	% No MMR in 3 Months	% No Officer Report in 12 months	% of Clubs with balance 90+ days	Number of Zone Chairs Recorded	Number of Region Chairs Recorded	District Officers Vacancies **
Ident 5891 - REP OF LATVIA		5	0	5	0%	0	1	-1	24	0	24	1	11	-10	-29.41%	33	5	100%	32	6	0%	60%	0%	0%	0	0	
		5	0	5	0%	0	1	-1	24	0	24	1	11	-10	-29.41%	33	5	100%	32	6	0%	60%	0%	0%	0	0	




District Health Assessment for Ident 5911 - REPUBLIC OF KOSOVO - UND through January 2025

		Clubs							Membership							Member Strength		Cancellation		Reports			Finance		Leadership		
District Name	Status/ Number of Months in Status *	Active Clubs	Clubs in Status Quo	Total Clubs	% Status Quo Clubs in Financial Suspension	New Clubs	Cancelled Clubs	YTD Net Club Gain/Loss	Current Members In Active Clubs	Current Members In Status Quo Clubs	Current Total Members Count	YTD Add	YTD Drop	YTD NetGrowth (includes Active and Status Quo)	YTD NetGrowth% (includes Active and Status Quo)	Member Count 12 Months Ago	Average Member Count Per Club	% of Clubs with less than 20 members	Average Cancelled Club Age	Members Lost Due to Cancelled Clubs	% of Clubs Reporting Service	% No MMR in 3 Months	% No Officer Report in 12 months	% of Clubs with balance 90+ days	Number of Zone Chairs Recorded	Number of Region Chairs Recorded	District Officers Vacancies **
Ident 5911 - REPUBLIC OF KOSOVO		7	0	7	0%	2	0	2	129	0	129	43	15	28	27.72%	114	18	57%	0	0	14%	14%	0%	14%	0	0	
		7	0	7	0%	2	0	2	129	0	129	43	15	28	27.72%	114	18	57%	0	0	14%	14%	0%	14%	0	0	



District Health Assessment for Ident 5915 - ARMENIA - UND through January 2025

		Clubs							Membership							Member Strength		Cancellation		Reports			Finance		Leadership		
District Name	Status/ Number of Months in Status *	Active Clubs	Clubs in Status Quo	Total Clubs	% Status Quo Clubs in Financial Suspension	New Clubs	Cancelled Clubs	YTD Net Club Gain/Loss	Current Members In Active Clubs	Current Members In Status Quo Clubs	Current Total Members Count	YTD Add	YTD Drop	YTD NetGrowth (includes Active and Status Quo)	YTD NetGrowth% (includes Active and Status Quo)	Member Count 12 Months Ago	Average Member Count Per Club	% of Clubs with less than 20 members	Average Cancelled Club Age	Members Lost Due to Cancelled Clubs	% of Clubs Reporting Service	% No MMR in 3 Months	% No Officer Report in 12 months	% of Clubs with balance 90+ days	Number of Zone Chairs Recorded	Number of Region Chairs Recorded	District Officers Vacancies **
Ident 5915 - ARMENIA		0	3	3	0%	0	0	0	0	27	27	0	0	0	0.00%	27	0	100%	0	0	0%	100%	100%	100%	0	0	
		0	3	3	0%	0	0	0	0	27	27	0	0	0	0.00%	27	0	100%	0	0	0%	100%	100%	100%	0	0	



District Health Assessment for Ident 5931 - BULGARIA - UND through January 2025

Status/ District Name Number of Months in Status *		Clubs							Membership							Member Strength		Cancellation		Reports			Finance		Leadership		
		Active Clubs	Clubs in Status Quo	Total Clubs	% Status Quo Clubs in Financial Suspension	New Clubs	Cancelled Clubs	YTD Net Club Gain/Loss	Current Members In Active Clubs	Current Members In Status Quo Clubs	Current Total Members Count	YTD Add	YTD Drop	YTD NetGrowth (includes Active and Status Quo)	YTD NetGrowth% (includes Active and Status Quo)	Member Count 12 Months Ago	Average Member Count Per Club	% of Clubs with less than 20 members	Average Cancelled Club Age	Members Lost Due to Cancelled Clubs	% of Clubs Reporting Service	% No MMR in 3 Months	% No Officer Report in 12 months	% of Clubs with balance 90+ days	Number of Zone Chairs Recorded	Number of Region Chairs Recorded	District Officers Vacancies **
Ident 5931 - BULGARIA		9	0	9	0%	0	0	0	219	0	219	13	3	10	4.78%	209	24	33%	0	0	56%	33%	0%	0%	0	0	
		9	0	9	0%	0	0	0	219	0	219	13	3	10	4.78%	209	24	33%	0	0	56%	33%	0%	0%	0	0	



District Health Assessment for Ident 5935 - SERBIA - UND through January 2025

Status/ District Name of Months in Status *		Clubs							Membership							Member Strength		Cancellation		Reports			Finance	Leadership			
		Active Clubs	Clubs in Status Quo	Total Clubs	% Status Quo Clubs in Financial Suspension	New Clubs	Cancelled Clubs	YTD Net Club Gain/ Loss	Current Members In Active Clubs	Current Members In Status Quo Clubs	Current Total Members Count	YTD Add	YTD Drop	YTD NetGrowth (includes Active and Status Quo)	YTD NetGrowth% (includes Active and Status Quo)	Member Count 12 Months Ago	Average Member Count Per Club	% of Clubs with less than 20 members	Average Cancelled Club Age	Members Lost Due to Cancelled Clubs	% of Clubs Reporting Service	% No MMR in 3 Months	% No Officer Report in 12 months	% of Clubs with balance 90+ days	Number of Zone Chairs Recorded	Number of Region Chairs Recorded	District Officers Vacancies **
Ident 5935 - SERBIA		4	0	4	0%	0	1	-1	48	0	48	5	13	-8	-14.29%	54	12	75%	5	7	25%	50%	0%	0%	0	0	
		4	0	4	0%	0	1	-1	48	0	48	5	13	-8	-14.29%	54	12	75%	5	7	25%	50%	0%	0%	0	0	



District Health Assessment for Ident 5951 - KAZAKHSTAN - UND through January 2025

Status/ District Name		Clubs							Membership							Member Strength		Cancellation		Reports			Finance		Leadership		
		Active Clubs	Clubs in Status Quo	Total Clubs	% Status Quo Clubs in Financial Suspension	New Clubs	Cancelled Clubs	YTD Net Club Gain/Loss	Current Members In Active Clubs	Current Members In Status Quo Clubs	Current Total Members Count	YTD Add	YTD Drop	YTD NetGrowth (includes Active and Status Quo)	YTD NetGrowth% (includes Active and Status Quo)	Member Count 12 Months Ago	Average Member Count Per Club	% of Clubs with less than 20 members	Average Cancelled Club Age	Members Lost Due to Cancelled Clubs	% of Clubs Reporting Service	% No MMR in 3 Months	% No Officer Report in 12 months	% of Clubs with balance 90+ days	Number of Zone Chairs Recorded	Number of Region Chairs Recorded	District Officers Vacancies **
Ident 5951 - KAZAKHSTAN		1	0	1	0%	0	0	0	24	0	24	7	4	3	14.29%	0	24	0%	0	0	0%	0%	0%	0%	0	0	
		1	0	1	0%	0	0	0	24	0	24	7	4	3	14.29%	0	24	0%	0	0	0%	0%	0%	0%	0	0	

\* - District Status: P - Provisional, T - Transitional.  
\*\* - District Officers Vacancies: DG - District Governor, 1st VDG - First Vice District Governor, 2nd VDG - Second Vice District Governor.